


# HOW TO PREVENT WOOD FLOOR

GAPS ARE COMMON WITH WOOD FLOORS BUT THERE ARE EASY SOLUTIONS TO TAKE CARE OF THEM QUICKLY.

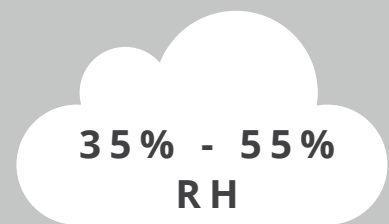
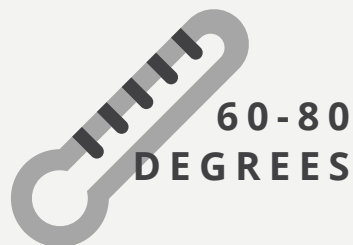
# GAPS!



**A GOOD RULE OF THUMB:**

TURN ON THE HUMIDIFIER AS SOON AS YOU START THE HEATER IN THE WINTER.


**ALWAYS STAY WITHIN THESE RANGES**



NARROW BOARDS =  
NARROW GAPS

WIDER BOARDS =  
WIDER GAPS

**SEASONAL WINTER GAPS WILL LIKELY CLOSE IN THE SPRING AND SUMMER.**



**STOP GAPS!**

[WWW.THEMASTERCRAFT.COM/RESOURCES](http://WWW.THEMASTERCRAFT.COM/RESOURCES)

THE  
**MASTER'S CRAFT**  
FLOORING COMPANY